



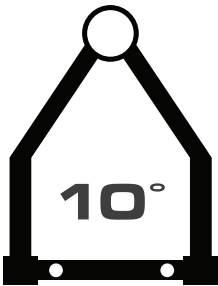
# A-ARM PART NUMBER GUIDE

WWW.JOESRACING.COM | 877-267-1525

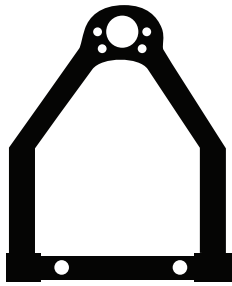
**NOTE: Size is measured from center of cross shaft to center of ball joint**

## BUSHING STYLE

Precision machine work and quality materials put JOES A-Arms in a class of their own. Available with aluminum cross shafts with a 10-degree screw-in ball joint sleeve.



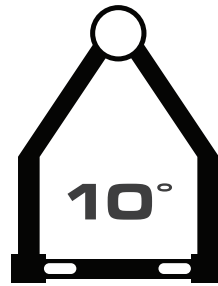
**SCREW-IN**



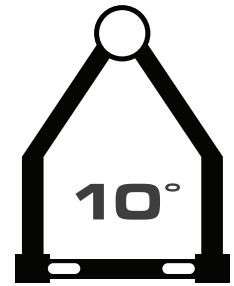
**BOLT-IN**

## SLOTTED STYLE

All of our A-Arms are available with a slotted shaft. They use an aluminum slug in one slot so you can remove and replace them without losing your settings. Note: At least one slug is needed and are sold separately. A full list of JOES A-Arm slugs can be found on the last page



**SCREW-IN**



**SCREW-IN**

### ALUM. SHAFT

SIZE	P/N
7.00"	15480
7.25"	15485
7.50"	15490
7.75"	15495
8.00"	15500
8.25"	15505
8.50"	15510
8.75"	15515
9.00"	15520
9.25"	15525
9.50"	15530
9.75"	15535
10.00"	15540
10.25"	15545
10.50"	15550
10.75"	15555
11.00"	15560
11.25"	15565
11.50"	15570
11.75"	15575
12.00"	15580

**\$94.95**

### ALUM. SHAFT

SIZE	P/N
7.00"	15810
7.25"	15815
7.50"	15820
7.75"	15825
8.00"	15830
8.25"	15835
8.50"	15840
8.75"	15845
9.00"	15850
9.25"	15855
9.50"	15860
9.75"	15865
10.00"	15870
10.25"	15875
10.50"	15880
10.75"	15885
11.00"	15890
11.25"	15895
11.50"	15900
11.75"	15905
12.00"	15910

**\$94.95**

### ALUM. SHAFT

SIZE	P/N
7.00"	15480-SL
7.25"	15485-SL
7.50"	15490-SL
7.75"	15495-SL
8.00"	15500-SL
8.25"	15505-SL
8.50"	15510-SL
8.75"	15515-SL
9.00"	15520-SL
9.25"	15525-SL
9.50"	15530-SL
9.75"	15535-SL
10.00"	15540-SL
10.25"	15545-SL
10.50"	15550-SL
10.75"	15555-SL
11.00"	15560-SL
11.25"	15565-SL
11.50"	15570-SL
11.75"	15575-SL
12.00"	15580-SL

**\$94.95**

### STEEL SHAFT

SIZE	P/N
7.00"	15680-SL
7.25"	15685-SL
7.50"	15690-SL
7.75"	15695-SL
8.00"	15700-SL
8.25"	15705-SL
8.50"	15710-SL
8.75"	15715-SL
9.00"	15720-SL
9.25"	15725-SL
9.50"	15730-SL
9.75"	15735-SL
10.00"	15740-SL
10.25"	15745-SL
10.50"	15750-SL
10.75"	15755-SL
11.00"	15760-SL
11.25"	15765-SL
11.50"	15770-SL
11.75"	15775-SL
12.00"	15780-SL

**\$94.95**

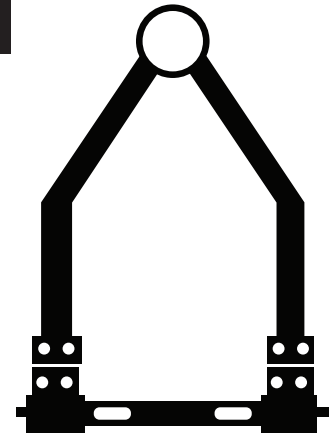


# A-ARM PART NUMBER GUIDE

WWW.JOESRACING.COM | 877-267-1525

## BEARING STYLE SCREW-IN

The bolt on arm section lets you carry additional lengths for use with just one shaft. 4 sealed roller bearings eliminate nearly all resistance for rotating action that is incredibly smooth. The split design works perfectly for cars where the A-Arm needs to wrap around the frame mount. The JOES design is more rigid than competing models that flex creating unwanted variables in your suspension. Note: At least one slug is needed and are sold separately. A full list of JOES A-Arm slugs can be found on the last page along with replacement bearing style shafts.



**SCREW-IN**

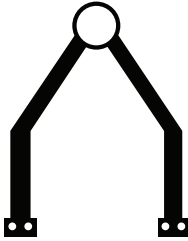
ALUMINUM SHAFT			
SIZE	0° P/N	10° P/N	20° P/N
7.00"	15080-SLB	15480-SLB	15480-20-SLB
7.25"	15085-SLB	15485-SLB	15485-20-SLB
7.50"	15090-SLB	15490-SLB	15490-20-SLB
7.75"	15095-SLB	15495-SLB	15495-20-SLB
8.00"	15100-SLB	15500-SLB	15500-20-SLB
8.25"	15105-SLB	15505-SLB	15505-20-SLB
8.50"	15110-SLB	15510-SLB	15510-20-SLB
8.75"	15115-SLB	15515-SLB	15515-20-SLB
9.00"	15120-SLB	15520-SLB	15520-20-SLB
9.25"	15125-SLB	15525-SLB	15525-20-SLB
9.50"	15130-SLB	15530-SLB	15530-20-SLB
9.75"	15135-SLB	15535-SLB	15535-20-SLB
10.00"	15140-SLB	15540-SLB	15540-20-SLB
10.25"	15145-SLB	15545-SLB	15545-20-SLB
10.50"	15150-SLB	15550-SLB	15550-20-SLB
10.75"	15155-SLB	15555-SLB	15555-20-SLB
11.00"	15160-SLB	15560-SLB	15560-20-SLB
11.25"	15165-SLB	15565-SLB	15565-20-SLB
11.50"	15170-SLB	15570-SLB	15570-20-SLB
11.75"	15175-SLB	15575-SLB	15575-20-SLB
12.00"	15180-SLB	15580-SLB	15580-20-SLB
			<b>\$159.95</b>

STEEL SHAFT			
SIZE	0° P/N	10° P/N	20° P/N
7.00"	15280-SLB	15680-SLB	15680-20-SLB
7.25"	15285-SLB	15685-SLB	15685-20-SLB
7.50"	15290-SLB	15690-SLB	15690-20-SLB
7.75"	15295-SLB	15695-SLB	15695-20-SLB
8.00"	15300-SLB	15700-SLB	15700-20-SLB
8.25"	15305-SLB	15705-SLB	15705-20-SLB
8.50"	15310-SLB	15710-SLB	15710-20-SLB
8.75"	15315-SLB	15715-SLB	15715-20-SLB
9.00"	15320-SLB	15720-SLB	15720-20-SLB
9.25"	15325-SLB	15725-SLB	15725-20-SLB
9.50"	15330-SLB	15730-SLB	15730-20-SLB
9.75"	15335-SLB	15735-SLB	15735-20-SLB
10.00"	15340-SLB	15740-SLB	15740-20-SLB
10.25"	15345-SLB	15745-SLB	15745-20-SLB
10.50"	15350-SLB	15750-SLB	15750-20-SLB
10.75"	15355-SLB	15755-SLB	15755-20-SLB
11.00"	15360-SLB	15760-SLB	15760-20-SLB
11.25"	15365-SLB	15765-SLB	15765-20-SLB
11.50"	15370-SLB	15770-SLB	15770-20-SLB
11.75"	15375-SLB	15775-SLB	15775-20-SLB
12.00"	15380-SLB	15780-SLB	15780-20-SLB
			<b>\$159.95</b>



# A-ARM PART NUMBER GUIDE

WWW.JOESRACING.COM | 877-267-1525



**SCREW-IN**

## TUBE SECTION

### ONLY

Replacement tube sections for the Bearing Style A-Arms.

	0°	10°	20°
SIZE	P/N	P/N	P/N
7.00"	15080-SLBA	15480-SLBA	15480-20-SLBA
7.25"	15085-SLBA	15485-SLBA	15485-20-SLBA
7.50"	15090-SLBA	15490-SLBA	15490-20-SLBA
7.75"	15095-SLBA	15495-SLBA	15495-20-SLBA
8.00"	15100-SLBA	15500-SLBA	15500-20-SLBA
8.25"	15105-SLBA	15505-SLBA	15505-20-SLBA
8.50"	15110-SLBA	15510-SLBA	15510-20-SLBA
8.75"	15115-SLBA	15515-SLBA	15515-20-SLBA
9.00"	15120-SLBA	15520-SLBA	15520-20-SLBA
9.25"	15125-SLBA	15525-SLBA	15525-20-SLBA
9.50"	15130-SLBA	15530-SLBA	15530-20-SLBA
9.75"	15135-SLBA	15535-SLBA	15535-20-SLBA
10.00"	15140-SLBA	15540-SLBA	15540-20-SLBA
10.25"	15145-SLBA	15545-SLBA	15545-20-SLBA
10.50"	15150-SLBA	15550-SLBA	15550-20-SLBA
10.75"	15155-SLBA	15555-SLBA	15555-20-SLBA
11.00"	15160-SLBA	15560-SLBA	15560-20-SLBA
11.25"	15165-SLBA	15565-SLBA	15565-20-SLBA
11.50"	15170-SLBA	15570-SLBA	15570-20-SLBA
11.75"	15175-SLBA	15575-SLBA	15575-20-SLBA
12.00"	15180-SLBA	15580-SLBA	15580-20-SLBA

**\$64.95**

## REPLACEMENT BEARING STYLE CROSS SHAFTS

15026 - Aluminum Cross Shaft - \$118.95

15027 - Steel Cross Shaft - \$118.95





# A-ARM PART NUMBER GUIDE

WWW.JOESRACING.COM | 877-267-1525

## JOES A-ARM SLUGS

A-Arm Slug Kit available. Includes 1 of each 0-1/2"  
P/N 15050 - \$94.95



### INDIVIDUALS


OFFSET	P/N
0"	15041
1/16"	15042
1/8"	15043
3/16"	15044
1/4"	15045
5/16"	15046
3/8"	15047
7/16"	15048
1/2"	15049
Slotted	15051

**\$11.95**

## JOES BUILDS CUSTOM A-ARMS!

If you don't see the arm length, offset or degrees that you need just give us a call and we will custom build your A-arms.

Add \$25 + \$5 for powder coating to the cost and allow 7 days to manufacture A-arms to your specs!



## JOES A-ARMS ARE RIGOROUSLY TESTED

JOES A-Arms are designed and tested to reduce flex. We start with .095 DOM tubing and TIG weld them in-house to our exacting standards. Competing models use thin tubing and standard welding. Our quality and testing ensures that we maintain tolerance at the shaft pivot for the perfect clearance and reduced friction when parts get hot. JOES A-Arms make for repeatable chassis set ups and are powder coated for durability so the paint won't flake off before you bolt them on the car.